

EU JUST CT 

Expectations of the regulator and Inspection

A. Karoussou-Schreiner
Project Co-Leader

HERCA is a voluntary association

- HERCA, the Heads of European Radiological protection Competent Authorities, was founded in 2007.
- It is a voluntary association in which the heads of the Radiation Protection Authorities work together in order to identify and discuss common interests in significant regulatory issues.

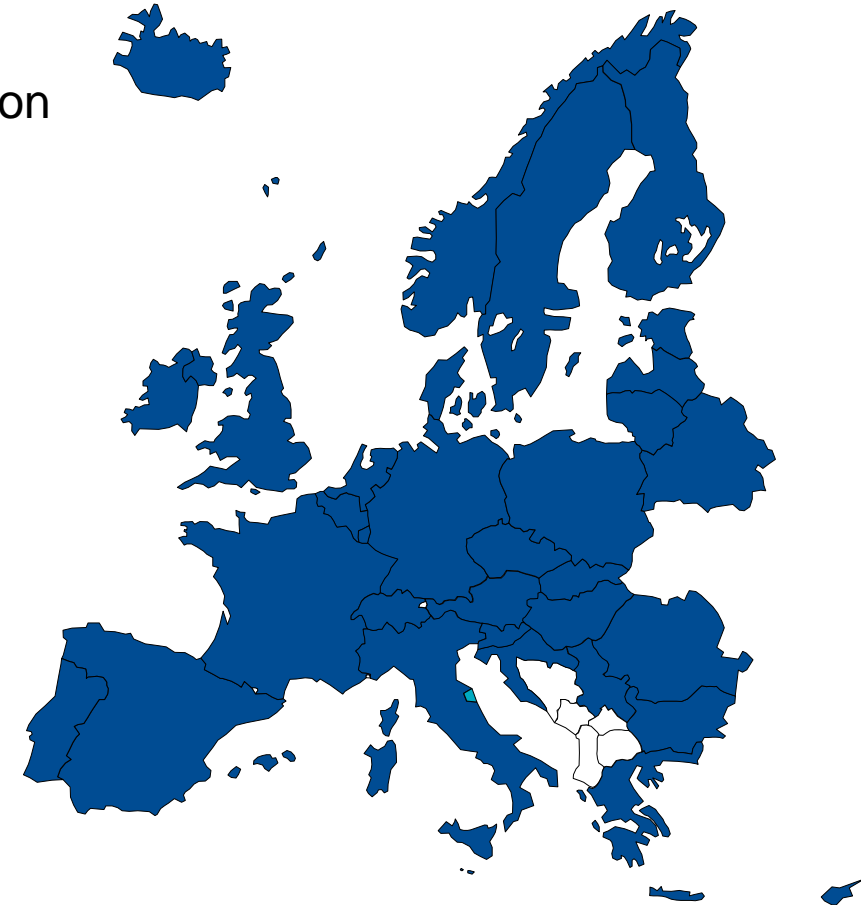
32 countries (EU MS + IS, NO, CH, RS)

56 organisations (RPA + TSO),

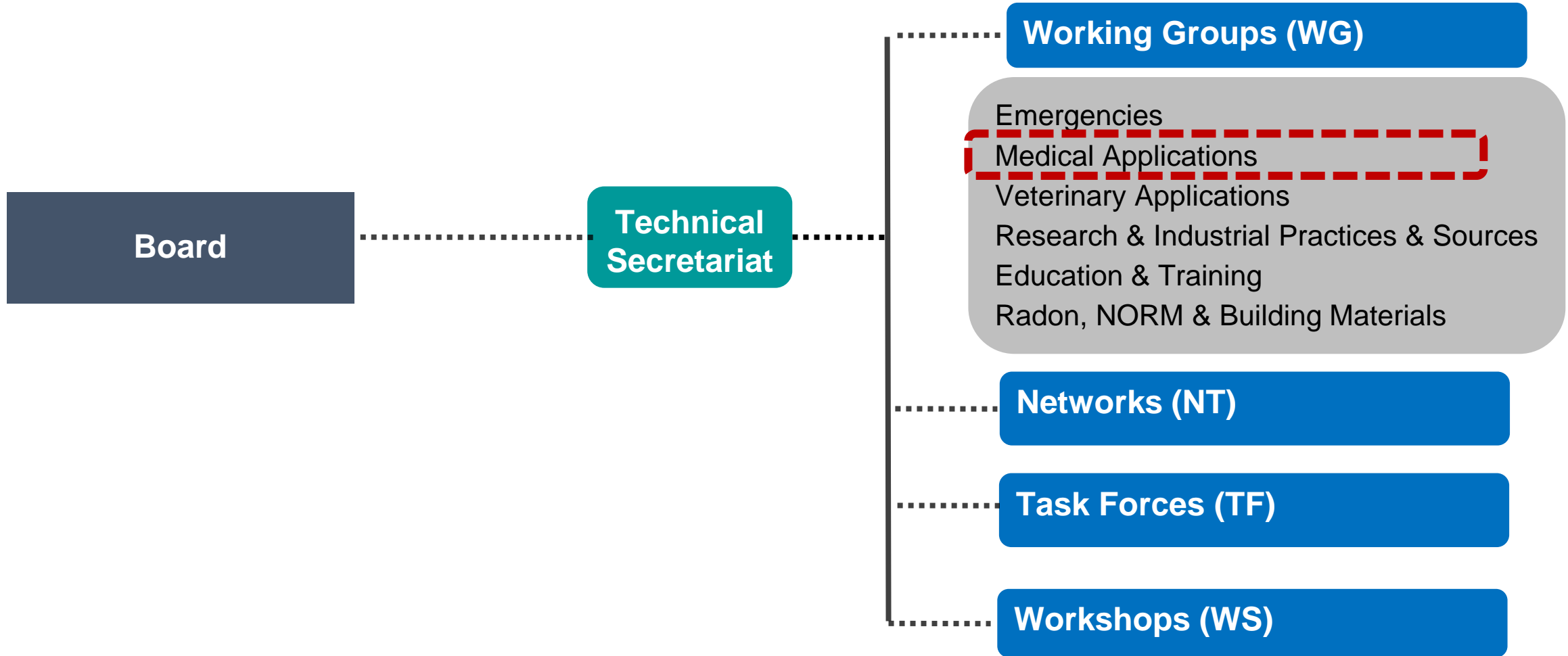
310 nominations

Observers

EC, IAEA, OECD/NEA, WHO, US FDA

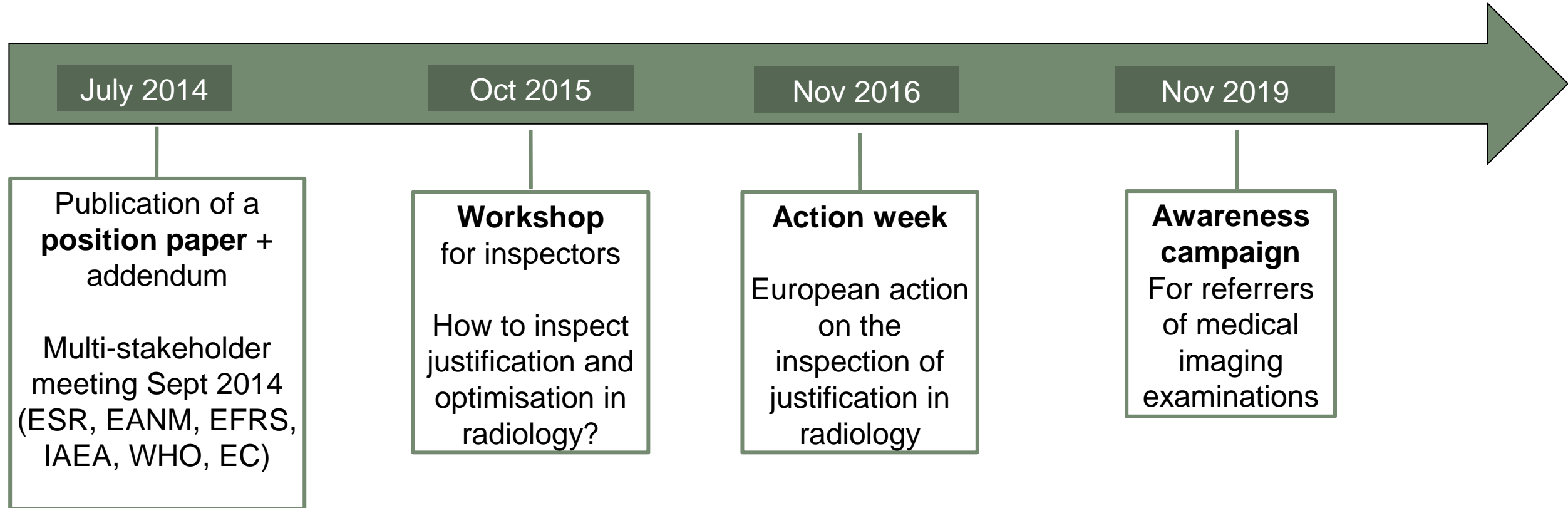


HERCA is a voluntary association



- **Focus on key radiation protection principles**
 - Justification
 - Optimisation
- **Justification – position papers**
 - Justification (individual exposures)
 - Generic Justification (types or classes of practice)
- **Asymptomatic Individuals – survey and position paper**
 - Screening (health screening programmes vs Individual Health Assessment)

HERCA WGMA initiatives regarding individual justification



HERCA WGMA initiatives regarding individual justification

July 2014

Publication of a **position paper + addendum**

Multi-stakeholder meeting Sept 2014 (ESR, EANM, EFRS, IAEA, WHO, EC)

HERCA 
Heads of the European Radiological
protection Competent Authorities

HERCA Position Paper
Justification of Individual Medical
Exposures for Diagnosis

July 2014

HERCA 
Heads of the European Radiological
protection Competent Authorities

Addendum to HERCA Position Paper
Justification of Medical Exposures
HERCA recommendations on the transposition
and implementation of BSS requirements
concerning the application of justification
principle for medical examinations using
ionising radiations

October 2014

Position paper on Justification of individual exposures

- Elements of the justification process
- Associated responsibilities
- Aids to the justification process: Referral guidelines, Education and training, Audit and Inspection
- Provides clarity on the regulator's approach to the roles of the undertaking/professionals with regard to the justification process
- https://herca.org/herca_news.asp?newsID=40



Expectations of the regulator

- The justification process must be an explicit item within the quality assurance program
- All the elements of the justification process have to be addressed in written procedures
- Clear and unambiguous responsibility has to be placed on someone to undertake the justification process
- The justification process needs to take place prior to the exposure
- Delegation of tasks should be clearly defined in procedures



HERCA WGMA initiatives regarding individual justification

Oct 2015



Workshop
for inspectors

How to inspect
justification and
optimisation in
radiology?

- The justification process will be subject to inspection by the regulatory authority
- Are written procedures available addressing:
 - Content of referral
 - Evaluation of justification and appropriateness of referral
 - Information on previous imaging
 - Identification of pregnancy where relevant
 - Information on risks and benefits to patient
 - Contact between referrer and practitioner if required



- Are written procedures available addressing the responsibilities and tasks of :
 - Referrer
 - Practitioner
 - Receptionist
 - Radiographer
 - Other health professional involved in the justification process
- Evaluation of the referral by practitioner:
 - Examination justified, rejected or changed into another examination
 - Justification performed before examination carried out

Inspections

- Other items inspected:
 - Availability and use of referral guidelines
 - Clinical audit of justification
 - Continuous education and training of health professionals in justification
 - Quality of referrals



HERCA WGMA initiatives regarding individual justification

Nov 2016

- 17 European countries participated
- 148 inspections were carried out
- All inspections were performed according to a common inspection template.

Main weaknesses identified were:

- 1) lack of written procedures describing the justification process,
- 2) lack of availability, awareness and use of referral guidelines,
- 3) lack of national or local procedures for performing clinical audits and
- 4) incomplete referrals from referring practitioners.

HERCA identified a need to increase the awareness and to reiterate the importance of justification among health professionals and facility management.

Action week

European action
on the
inspection of
justification in
radiology



7
NOVEMBER
2016

PRESS RELEASE

HERCA launches a European inspection campaign to assess patient radiation protection in diagnostic radiology

HERCA HERCA initiatives regarding individual justification



Nov 2019

Awareness campaign
For referrers of medical imaging examinations



Launched on Nov 8, 2019

19 participating countries

HERCA WGMA initiatives regarding individual justification

“ Getting the right image for my patient ”
A toolkit for referrers



The campaign stages a consultation situation between referrer and patient. It sets out 7 key questions the referrer should ask when referring for an imaging examination. It highlights what is in the interest of the patient, along with some simple reflections and arguments that can be readily put forward during the consultation.

A European communication campaign to promote the appropriate use of medical imaging.

A campaign funded by



HERCA
HEADS OF THE EUROPEAN RADIOLOGICAL PROTECTION COMPETENT AUTHORITIES

Heads of European Radiation Protection
Competent Authorities



If I have already made a diagnosis, what is the added value of a radiological examination?



Should my patient have another radiological examination if one has been done recently?



Should I refer my patient for an X-ray or CT if another examination can be done that does not use ionising radiation?



Is my patient aware that a CT is not without risk?



How can I ensure that my patient receives the most appropriate imaging examination?



Why is it important to ask if pregnancy is a possibility?



What should I consider before referring a child for an imaging examination?

Find the answers to these questions on www.herca.org to help you request the appropriate imaging examination for your patient.



HERCA would like to express its gratitude to the European Society of Radiology (ESR) and the World Organization of Family Doctors (WONCA Europe) for providing feedback through valuable comments and suggestions on the contents of this campaign.



HERCA
HEADS OF THE EUROPEAN RADIOLOGICAL PROTECTION COMPETENT AUTHORITIES

www.herca.org



“Should my patient have another radiological examination if one has been done recently?”

If the images you need already exist, it is likely that no value will be added by repeating them

Patients treated by several physicians will not always remember to say that they have recently undergone imaging examinations. Asking the patient this question specifically can prevent the same examination from being unnecessarily repeated and enable a diagnosis to be obtained faster. Unnecessarily repeating an examination is not convenient for the patient.

Talk to your patients about it!

In some cases, avoiding a radiological examination is in the patient's interest!



The benefits for the patients

- They avoid unnecessary exposure to ionising radiation
- Additional expense is avoided
- They save time and avoid any inconvenience of repeating an examination



The appropriate use of imaging improves healthcare management for everyone: providing enhanced availability of equipment and control of costs

The patient cannot provide the radiological images recently taken?

The radiologists or your colleagues consulted by the patient can send at least the report of the examination, if not the required radiological images, to you directly. Images from previous examinations can also be reached via local or national imaging PACS systems where these are available.

How to proceed in cases of chronic pathology?

The recommendations for good medical imaging practices (imaging referral guidelines) often include information about the frequency of the radiological examinations necessary for patients suffering from a chronic pathology. If in doubt, the other physicians involved in the medical follow-up of your patient will be a useful source of information.

Talk to your patients about it!

HERCA WGMA initiatives regarding individual justification



“Obtenir la bonne image pour mon patient”
Boîte à outils pour le médecin demandeur d'examen




La campagne met en scène des situations de consultation d'un patient auprès de son médecin. Elle s'articule autour de 7 questions clés que le médecin est amené à se poser avant de prescrire un examen d'imagerie médicale. Elle met en lumière où réside l'intérêt du patient, au travers de quelques réflexions et arguments simples qui peuvent être facilement abordés au cours de la consultation.

Une campagne européenne de communication visant à promouvoir un usage approprié de l'imagerie médicale.

Une campagne financée par
HERCA Heads of European Radiation Protection Competent Authorities

“Die richtige Bildgebung für meinen Patienten”
Ein Toolkit für Überweiser



Die Kampagne inszeniert eine Sprechstundensituation zwischen Arzt und Patient. Das Toolkit enthält 7 wichtige Fragen, im Interesse des Patienten, die der Arzt bei der Anforderung einer bildgebenden Untersuchung stellen sollte. Die aufgeführten Punkte thematisieren einige einfache Überlegungen und Argumente, die während der Sprechstunde leicht vorgebracht werden können.

“Õige kuvamisuuring minu patsiendile”
Infolehed kuvamisuuringule suunajale



Infolehtedega püütakse anda ülevaade kuvamisuuringule suunaja ja patsiendi omavahelise suhtluse etappidest. Infolehtedes on esitatud seitse võtmeküsimust, millega peaks arvestama kuvamisuuringule suunaja. Lisaks pööratakse infolehtedes tähelepanu patsiendi buidtele ja tuakse asiakohaseid näiteid millega tuleb samuti

“Õige kuvamisuuring minu patsiendile”
Infolehed kuvamisuuringule suunajale



Infolehtedega püütakse anda ülevaade kuvamisuuringule suunaja ja patsiendi omavahelise suhtluse etappidest. Infolehtedes on esitatud seitse võtmeküsimust, millega peaks arvestama kuva-

«Επιλέγω την κατάλληλη απεικονιστική εξέταση για τον ασθενή μου»
Οδηγός για τους παραπέμποντες ιατρούς



Η εκστρατεία ενημέρωσης, με σκοπό να θέσει τις βάσεις για την επισκοδομητική επικοινωνία μεταξύ του παραπέμποντος ιατρού και του ασθενούς, δομηθεί σε 7 βασικές ερωτήσεις που θέτει ο κλινικός ιατρός όταν παραπέμπει έναν ασθενή για απεικονιστική εξέταση. Η εκστρατεία δίνει έμφαση στο τι είναι προς όφελος του ασθενούς και παραθέτει απλά παραδείγματα και επισημαίνει τα πιο μισορούς εύκολα να χρησιμοποιηθούν κατά την επικοινωνία με τον ασθενή.

Μια ευρωπαϊκή εκστρατεία ενημέρωσης που προάγει τη συνετή χρήση της ιατρικής απεικόνισης.

Η εκστρατεία ενημέρωσης χρηματοδοτήθηκε από το Δίκτυο των Ευρωπαϊκών Επιφανών Αρχών Ακτινοπροστασίας, HERCA.
HERCA Heads of European Radiation Protection Competent Authorities

“A megfelelő kép a páciensről”
Beutaló orvosok részére



A kampány a páciens és egy beutaló orvos közötti párbeszédre épül. Hét olyan kérdést vet fel, amelyet a beutaló orvos is fel kell tennie egy képalkotó diagnosztikai vizsgálat előtt. Kiemeli, hogy a páciens érdeke mit diktál, illetve vállalkozat ad a vele folytatott konzultáció során felmerülő kérdésekre.

Európai kommunikációs kampány az orvosi képalpalkotó eljárások megfelelő alkalmazásáért.

A kampányt finanszírozták
HERCA Az Európai Sugártervédelmi Hatóságok Vezetői Szervezete

“Jak získat správné zobrazení pro svého pacienta”
Nástroj pro indikující lékaře



Tato kampaň sestává ze sedmi klíčových otázek, které by si měl indikující lékař položit, když posílá pacienta na radiologické vyšetření. Kampaň je zaměřena na zájem pacienta a obsahuje jednoduché argumenty a informace, které lze použít při diskusi s pacientem o lékářském ozáření.

Evropská komunikační kampaň, která má za cíl šířit povědomí o správném používání radiologických zobrazovacích metod.

Kampaň je financovaná
HERCA Heads of European Radiation Protection Competent Authorities

“Henvis pasienten din til rett bildediagnostisk undersøkelse”
En europeisk kampanje for å fremme hensiktsmessig bruk av bildediagnostiske undersøkelser



Kampanjen er rettet mot henvissende leger og har som mål å sikre at pasienter blir henvist til den bildediagnostiske undersøkelsen som gir best svar på klinisk problemstilling til lavest mulig stråledose. Kampanjen presenterer en verktøykasse med informasjon som kan brukes av henvissende lege under konsultasjon med pasienten. Verktøykassen inneholder generell informasjon om strålerisiko og sjø nakkelspørsmål som henvissende lege bør tenke gjennom før det henvissas til en bildediagnostisk undersøkelse. Korrekt og balansert informasjon om strålerisiko er viktig for å kunne diskutere valg av undersøkelse med pasienter og sette risikoen i riktig perspektiv.

Det gjøres oppmerksom på at kampanjens informasjonsmateriale er modifisert og tilpasset norske forhold. Den europeiske kampanjen med tilhørende materiale på engelsk er tilgjengelig på herca.org nettside/ caas3.caas3.caas3.org

En kampanje i regi av
HERCA HERCA er en organisasjon som samler de europeiske strålebeskyttelsesmyndighetene. **DSA** Utviklingsnett for strålebeskyttelse og dosimetri

“Come scegliere l'esame di diagnostica per immagini più adatto per il paziente”



La campagna inscena una consultazione tra paziente e medico invitante. Definisce sette domande chiave che il medico deve porre al paziente prima di prescrivergli un esame di diagnostica per immagini, mettendo in evidenza ciò che è nell'interesse di quest'ultimo e formulando alcune semplici riflessioni e questioni che possono essere prontamente affrontate durante la consultazione.

Una campagna di comunicazione europea per promuovere l'impiego corretto della diagnostica medica per immagini.

A campaign funded by
HERCA Heads of European Radiation Protection Competent Authorities

HERCA WGMA initiatives regarding individual justification

And also :

MSM and a position paper on the justification of New Types or Classes of Practices in the Medical Field (in 2016 and 2017)

https://www.herca.org/highlight_item.asp?itemID=11

https://www.herca.org/herca_news.asp?newsID=66

Clinical audit position paper (Oct 2019)

https://www.herca.org/herca_news.asp?newsID=75



HERCA Position Paper
Clinical Audit in medical
Radiological practices

October 2019

This document was approved by the Board of HERCA on 30 October 2019

Thank you for your attention

For further information see

www.herca.org

